

meps

international ltd

Steel Price Forecasts To 2023 North America

Price of report £1025

December 2018

MEPS (INTERNATIONAL) LTD

263 Glossop Road,
Sheffield,
S10 2GZ,
UK

Telephone: (0114) 275 0570

Fax: (0114) 275 9808

E-mail: subs@meps.co.uk

Website: www.meps.co.uk

Copyright © 2018
by MEPS (International) Ltd
All rights reserved

CONTENTS

Section	Page
1. Introduction	1
2. Executive Summary	2
3. Economic Overview	3
4. Steelmaking Raw Material Costs	4
5. Flat Products Steel Price Forecasts	8
6. Long Products Steel Price Forecasts	11
7. Risks	14
8. Definitions	16

Introduction

COMMENTARY HERE

Executive Summary

COMMENTARY HERE

**MEPS - North American Average Carbon Steel Price Forecast
All Products Composite Transaction Values, US\$/tonne**



**GRAPH
HERE**

Economic Overview

COMMENTARY HERE

Gross Domestic Product (GDP) - year-on-year percentage change										
	ACTUAL					FORECAST				
	2013	2014	2015	2016	2017 ^(e)	2018	2019	2020	2021	2022
USA	??	??	??	??	??	??	??	??	??	??
Canada	??	??	??	??	??	??	??	??	??	??

Source: EC, IMF, OECD, UN, World Bank & MEPS

Steelmaking Raw Material Costs

US\$/tonne		Iron Ore Fines				Coking Coal	Ferrous Scrap
		Australia 62-63% Fe		Brazil 64% Fe		Canada FOB	US Midwest HMS1
		FOB	CFR China	FOB	CFR China		
ACTUAL	2013	???	???	???	???	???	???
	2014	???	???	???	???	???	???
	2015	???	???	???	???	???	???
	2016	???	???	???	???	???	???
	2017^(e)	???	???	???	???	???	???
FORECAST	2018	???	???	???	???	???	???
	2019	???	???	???	???	???	???
	2020	???	???	???	???	???	???
	2021	???	???	???	???	???	???
	2022	???	???	???	???	???	???

COMMENTARY HERE

COMMENTARY HERE

**MEPS - Iron Ore Fines, Brazil
Fe 64%, FOB, US\$/tonne**



**GRAPH
HERE**

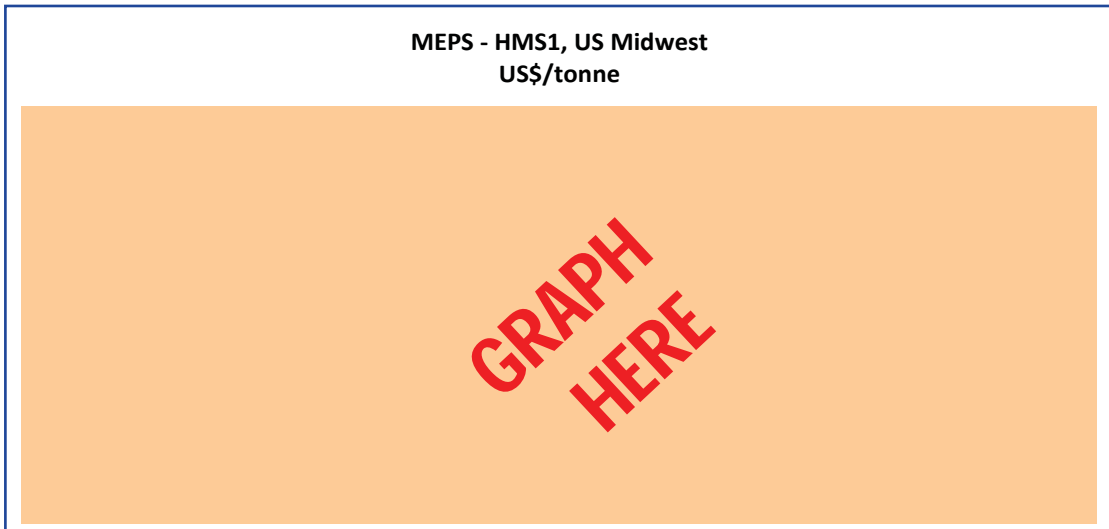
COMMENTARY HERE

**MEPS - Coking Coal, Canada, FOB British Columbia
US\$/tonne**



**GRAPH
HERE**

COMMENTARY HERE



Flat Products Steel Price Forecasts

COMMENTARY HERE

North America - Flat Products						
US\$/tonne	Hot Rolled Coil	Hot Rolled Plate	Cold Rolled Coil	Hot Dipped Galvanised	Flat Products Composite	
ACTUAL	2013	???	???	???	???	???
	2014	???	???	???	???	???
	2015	???	???	???	???	???
	2016	???	???	???	???	???
	2017^(e)	???	???	???	???	???
FORECAST	2018	???	???	???	???	???
	2019	???	???	???	???	???
	2020	???	???	???	???	???
	2021	???	???	???	???	???
	2022	???	???	???	???	???

Transaction Prices - Based On MEPS Low Values

COMMENTARY HERE

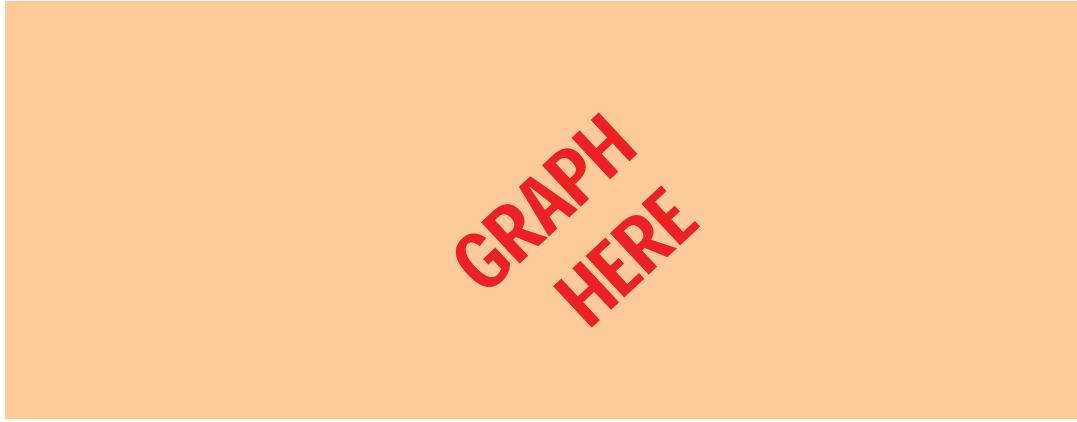
**MEPS - North American Average Carbon Steel Price Forecast
Hot Rolled Coil Transaction Values, US\$/tonne**

**GRAPH
HERE**

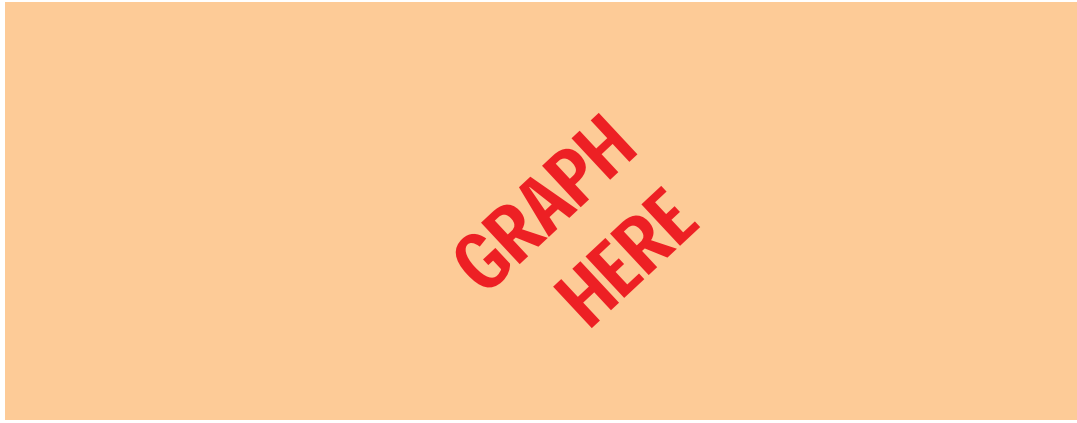
**MEPS - North American Average Carbon Steel Price Forecast
Hot Rolled Plate Transaction Values, US\$/tonne**

**GRAPH
HERE**

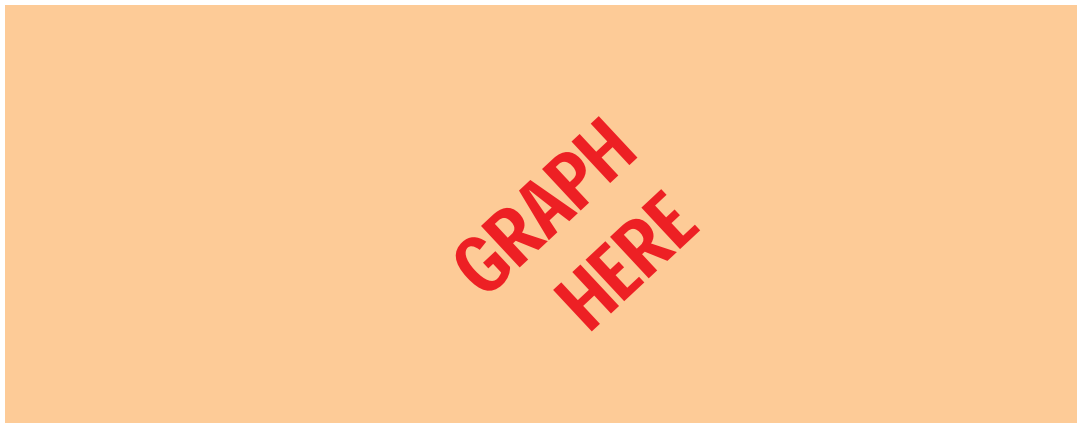
**MEPS - North American Average Carbon Steel Price Forecast
Cold Rolled Coil Transaction Values, US\$/tonne**



**MEPS - North American Average Carbon Steel Price Forecast
Hot Dipped Galvanised Coil Transaction Values, US\$/tonne**



**MEPS - North American Average Carbon Steel Price Forecast
Flat Products Composite Transaction Values, US\$/tonne**



Long Products Steel Price Forecasts

COMMENTARY HERE

North America - Long Products						
US\$/tonne	Wire Rod (Mesh)	Medium Sections & Beams	Rebar	Merchant Bar	Long Products Composite	
ACTUAL	2013	???	???	???	???	???
	2014	???	???	???	???	???
	2015	???	???	???	???	???
	2016	???	???	???	???	???
	2017^(e)	???	???	???	???	???
FORECAST	2018	???	???	???	???	???
	2019	???	???	???	???	???
	2020	???	???	???	???	???
	2021	???	???	???	???	???
	2022	???	???	???	???	???

Transaction Prices - Based On MEPS Low Values

COMMENTARY HERE

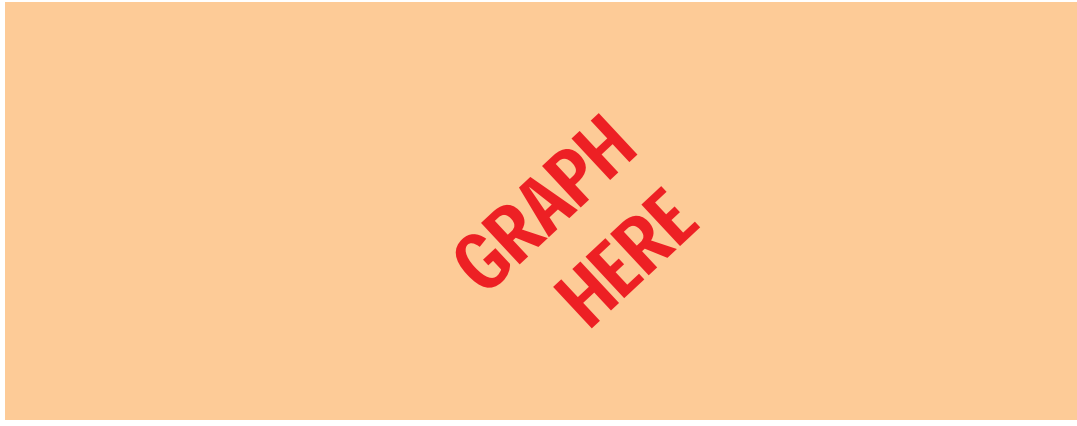
**MEPS - North American Average Carbon Steel Price Forecast
Wire Rod (Mesh) Transaction Values, US\$/tonne**

**GRAPH
HERE**

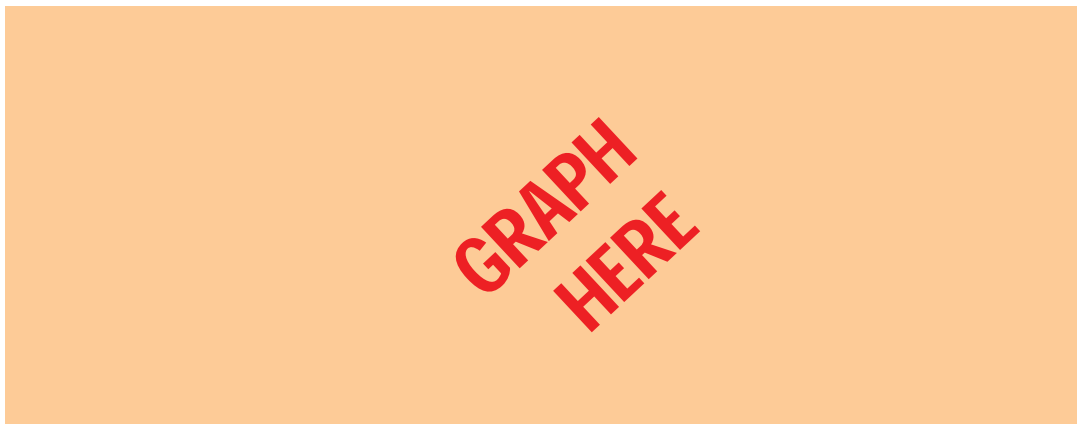
**MEPS - North American Average Carbon Steel Price Forecast
Medium Sections & Beams Transaction Values, US\$/tonne**

**GRAPH
HERE**

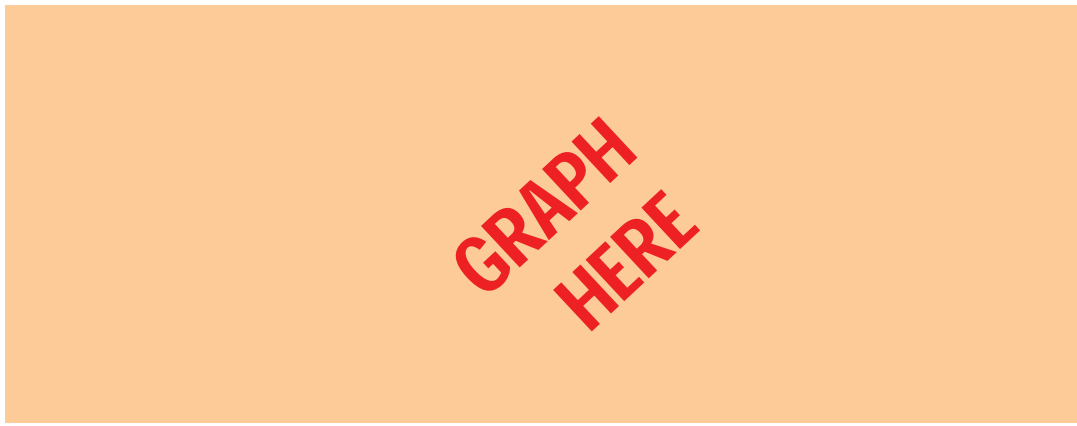
**MEPS - North American Average Carbon Steel Price Forecast
Rebar Transaction Values, US\$/tonne**



**MEPS - North American Average Carbon Steel Price Forecast
Merchant Bar Transaction Values, US\$/tonne**



**MEPS - North American Average Carbon Steel Price Forecast
Long Products Composite Transaction Values, US\$/tonne**



Risks

COMMENTARY HERE

COMMENTARY HERE

Definitions

Transaction prices are the realised values obtained by the mills for the cheapest grade of steel in the size range specified for each product. These are determined by adding the relevant size extras to the negotiated ex-mill basis price for the selected product.

Transaction values relate to those paid by consumers and stockholders for prime material. The prices are for regular business between customers and their local steel mills, negotiated during the current month for delivery in the future. Delivery charges and local taxes are not included in the quoted prices. Contract deals arranged in the domestic market, or deals for lots of imported steel, are specifically excluded from our price evaluation.

- Hot Rolled Coil - 0.08in thickness, width over 42in.
- Hot Rolled Plate - 1-1.5in thickness, width over 60in.
- Cold Rolled Coil - 0.05in thickness, width over 42in.
- Hot Dipped Galvanised Coil - 0.05in thickness, width over 40in, coating G90.
- Wire Rod (Mesh Quality) - 0.3-0.5in diameter.
- Medium Sections and Beams - 10 x 10in Wide Flange Beam.
- Reinforcing Bar (Deformed) - #6 0.75in diameter.
- Merchant Bar - 2 x 2 x 0.25in equal angle.

North America Average

Prices are computed from a weighted average of the low transaction values identified in USA and Canada, collected in national currencies and converted into US dollars using currency exchange rates effective at the start of each month to provide a basis for comparison.

Flat Products Composite

Prices are computed from a weighted average (based on consumption) of the low transaction values recorded in the relevant period for hot rolled coil and plate, cold rolled coil and hot dipped coated coil.

Long Products Composite

Prices are computed from a weighted average (based on consumption) of the low transaction values recorded in the relevant period for wire rod, structural sections, reinforcing bar and merchant bar.

All Products Composite

Prices are computed from a weighted average (based on consumption) of the low transaction values recorded in the relevant period for all carbon steel products in the flat and long categories.

Disclaimer

All price and market data is researched by MEPS staff and our local correspondents. The information has been obtained from respondents who we consider provide accurate intelligence on the steel market. We make our best endeavours to be assured that the information is correct and that our analysis is reliable. MEPS (International) Ltd cannot be made liable for any loss resulting from the use of our published data, however it may arise.